

Sacre

Technical Specifications February 2021

**Premiering 2021 | Duration 65 minutes, no interval
Performers 10 | Crew 3**

Contents

Introduction

Running Time

Touring Company

Schedule

Venue Crew

Stage

Rigging

Control Position

Lighting

Audio

Vision

Start of Show Blackout

Wardrobe

Performer Rider

Additional Requirements

Circa Casting and Show Development

Technical Contact

[REDACTED]

Circa Technical Director

e [REDACTED]

p [REDACTED]

m [REDACTED]

Introduction - Important

The show has a range of options including in theatre or outdoor staging and stage size. The technical specifications are indicative only. Please contact tour@circa.org.au to discuss your needs.

Running Time

65 minutes (approx)

Touring Company

- 13, consisting of:
 - o 10 Performers
 - o 1 Tour Director
 - o 1 Production Manager
 - o 1 Technician
-

Schedule

Day 1

0800 – 1300	Setup, lighting, sound
1300 – 1400	Lunch, Sound system tune
1400 – 1600	Technical rehearsals
1600 – 1700	Dinner
1700 – 1940	Show call – artists on stage
1940 – 2000	Doors
2000 – 2105	Performance

Bump out to follow

Venue Crew

Morning

- Stage Crew x 4
- Lighting Crew x 2
- Audio Crew x 2
- Wardrobe x 1 – call scheduled for whenever necessary to have the costumes ready for show call. Please confirm with Circa.

Afternoon

- Stage Crew x 2
- Lighting Crew x 2
- Audio Crew x 1

Evening

- Flyman
- Duty Technician/Lighting Systems x 1
- Audio Operator x 1
- Wardrobe x 1 to wash costumes post show.
- Additional crew is set up/strike between shows as required

Get Out (2 hours)

- Minimum required to strike and load Circa's equipment
- Stage Crew x 4
- Lighting Crew x 2

Please note - During seasons Circa requires access to stage or suitable rehearsal space 3 hours before scheduled show time for acrobat warm up and training. Company also requires access to green room and dressing rooms 30 minutes prior to warm up and training time / stage access.

Stage

Stage

- Performing area from 10m wide x 10m deep.
- Minimal height to lighting bars over stage of 8m (Versions for lower height venues are possible but they will require additional lighting hire and set up time.
- The stage must be stable, level and suitable for acrobatic impact.
- The stage surface should be black.
- Stage should be swept and mopped prior to Circa's arrival.
- Dance floor to be mopped by venue crew just prior to doors.

Mats

- The Staging consists of 10m x 10m Acrobatic Mats 30mm thick (or as agreed stage size).
- The mats are joined together by velcro strips.
- The mats then need to be covered with black dance floor.
- The floor should be over taped with black pvc floor tape.

Staging continues on next page

Stage cont.

Masking

- Flat black panorama masking hung from either venue pano bars, trusses or galleries.
- An upstage flat black smother/full black curtain should hang upstage of the mats.
- Additional masking (as necessary) to allow performer entrances from upstage corners
- A house curtain or traveller curtain (preferably flat black) hung downstage and flown or opened at the start of show
- There should be a well-lit crossover behind the upstage masking.
- Depending on the venue aesthetic the show may be performed with no rear or side masking.

Circa Supplies:

- Acrobatic mats
- Velcro strips to join acrobatic mat

Venue Supplies:

- Black dance floor to cover mat set 10 meters by 10 meters
- Flat black panorama masking curtains
- Upstage black curtain. (flat preferred)
- Downstage house curtain or traveller curtain (flat black preferred)
- Other masking as necessary
- Venue supplies brooms and mops

Rigging

- No apparatus rigging is required for this production.

Control Position

Circa staff operate lights and audio playback for the performance with assistance from the venue sound technician.

The control position must be at the back of the stalls and not in a closed control room. Control rooms with glass windows are not suitable. Please ensure that tickets are removed from sale to accommodate an audience control position.

Circa Supplies:

- All playback equipment for lighting and sound.

Venue Supplies:

- Rear of Stalls position (not control room). Ensure appropriate tickets have been removed from sale for this purpose
- A 2 meter table and 2 chairs
- 1 x 110V or 240V AC non dimmed power supply for lighting control equipment
- 1 x 110V or 240V AC non dimmed power supply for audio and vision control
- Talkback to Stage Manager / cast on stage

Lighting

Front of House:

One wash with good stage coverage in L501
2 x lamps to be used as spotting lights

Over Stage:

1 x Ayrton Wildsun K25. Substitution for venues with lighting bar heights of less than 8 metres only is 4 x Robe Spiiders or similar
8 x 2k Fresnels in L501
4 x lamps to be used as spotting lights

Control

Circa travels with our own laptop based lighting desk and outputs 2 universes of DMX.

Circa Supplies:

- Chamsys Magic Q PC wing, Laptop based lighting system.

Venue Supplies:

- All lanterns and gel
- 2 x Ayrton Wildsun K25 Moving Light (1 x Spare) As this light is the only fixture used for the entirety of the show Circa strongly suggests having a spare fixture
- Substitution for Wildsun for venues with lighting bar heights of less than 8 metres only is 4 x Robe Spiiders or similar (Mac Aura XB, Clay Paky B-Eye K20)
- Control of all fixtures to the control position suitable for 2 x DMX outlets or an Ethernet connection and protocol convertor (Artnet or ACN) to control up to 18 universes of DMX.
- Two hazers capable of supplying a controlled amount of haze. DMX control preferable
- Two high output DMX controlled smoke machines
- House Light control from control position can be patched to Circa console
- At control position, 1 clean 240V non dim AC power feed (separate from audio)
- Suitable blue work light in side wings and upstage crossover (must not spill onto stage)
- Red spotting lights in auditorium for performers to use for balancing (on dimmed circuits).

Audio

Circa tours with its own Qlab playback system on two MacBook Pros outputting to individual USB sound cards. The primary machine outputs via an 8 channel M-Audio interface that is routed through the venue FOH console direct to outputs as follows;

- 1 - FOH Left
- 2 - FOH Right
- 3 - Upstage Spot/Foldback Left
- 4 - Upstage Spot/Foldback Right
- 5 - Sub
- 6 - Additional Foldback (if required)
- 7 - Spare
- 8 - Spare

The backup machine outputs over four channels only which will be routed to all other sends internally through the console.

The sends to FOH left and right will need to be time aligned to the upstage spot sends.

Audio continues on next page

Audio cont

For rehearsals and warm up, Circa uses a 3.5mm jack connection, preferably located on stage, routed through monitors. Circa will supply one 8-way loom from the M-Audio interface to the house console, the venue should supply all other cabling. Circa will require either access to the faders on the house console or a sub mixer to be placed at the control position to allow control of levels during the show. All PA elements should be rigged and tuned prior to Circa's arrival.

Circa Supplies:

- QLab based audio system with main and backup laptops with USB sound cards
- Cabling for primary sound card only
- Ipad is also used for rehearsals and warmup

Venue Supplies:

- All speakers as per attached plan, including:
- FOH PA with even distribution to all parts of Auditorium rigged and tuned prior to Circa's arrival
- Upstage spot speakers, minimum two full range boxes per position, flown from upstage venue bars.
- Low frequency subs appropriate for the venue size, with dedicated sends, separate from the main PA hang.
- Onstage foldback, minimum two full range boxes, to be positioned downstage left and right.
- 14 total input lines from Circa's equipment
- Sound console to control Circa sound signal
- An additional small sound console at control position if Circa cannot access the house console from the control position
- 1 x Vocal microphone at control position for rehearsals and performance
- 1 x Vocal microphone on a stand at side stage left for pre-show announcement
- 1 clean 240V or 110v power supply (separate from lighting)

Vision

Circa requires monitors displaying stage view from a front of house position in the upstage wings on both sides of the stage for the performers to see the onstage action for entrance timing. Standard venue stage view camera position would be applicable in most case

Venue Supplies:

- 2 x monitors
- All camera, cabling and accessories required

Start of Show Blackout

Circa requires a complete blackout for the first 6 minutes of the show. This includes but is not limited to, where possible, the dimming of aisle or stair lights, turning off blue lights and the covering of exit signs. Circa can assist in the preparation of risk assessments and with the supply of some equipment for this

Wardrobe

Circa requires daily wardrobe maintenance. Circa will provide a list of washing requirements for each costume item. The Circa touring company also require access to venue laundry facilities to wash personal clothing if laundry facilities are not provided at their accommodation.

Circa Supplies:

- All costumes

Venue Supplies:

- Wash, dry and return to dressing room
 - Maintenance and minor running repairs as needed
-

Performer's Rider

To ensure the performers are in peak condition to deliver the best performance possible, Circa requires the following:

- Ice in bucket/container, with zip lock sandwich bags, close to stage whenever the acrobats are rehearsing or performing, to immediately treat injury and for warming down. Please note that ice cubes are requested instead of first aid packs.
 - 10 clean bath towels (to be washed and dried ready for each performance)
 - 2 Large dressing rooms, one male and one female to accommodate 6 and 4 performers respectively with showers
 - Ample filtered water for each performance (we would prefer access to a water cooler not bottled water)
 - High energy snacks/drinks such as the following - *Please confirm with Circa the exact quantities required prior to the season*
 - o 1 x pack muesli bars
 - o 2 x blocks dark chocolate,
 - o 1 x block milk chocolate,
 - o 10 x bananas per performance
 - o Cheese and crackers
 - o small bowl of seasonal fresh fruit
 - o Hydralite (if not available, 1 x tub powdered gatorade)
 - o 2 liters milk (1 litre of 1% or 2% fat & 1 litre whole milk)
 - o Tea and coffee facilities
 - Air-conditioning/ Heating set and running at 22 Degrees Celsius for 4 hours prior to performance to the conclusion of performance
 - 2 x pedestal fans backstage
-

Additional Requirements

- Clear unobstructed sight lines to all parts of stage. It is preferable that the audience can see the stage floor
 - No unauthorised personnel not cleared with Circa's Touring or Production Manager allowed in the wings during performance or warm up
-

Circa Casting and Show Development

A note from Circa's Artistic Director

Circa is committed to providing our clients with the best possible productions for their audiences. Our practice is improvisational and based in the bodies and personalities of its performers. All our shows evolve and change over time. In circus, matters are complicated by injuries, cast turnover and changes in bodies, skill sets and acts. Additionally we continually train, rehearse and refine acts and skills so things tend to evolve and improve over time.

Circa casts shows from within its ensemble wherever possible but we do not finalise casts until each tour is confirmed. As tours are often booked in advance and videos of shows are made in the past, it is often the case that the show that will arrive at your venue will have a significantly different cast and range of acts to the one you viewed on the video.

We understand that this may cause a degree of concern. To help ease this, our commitment to our clients is that we:

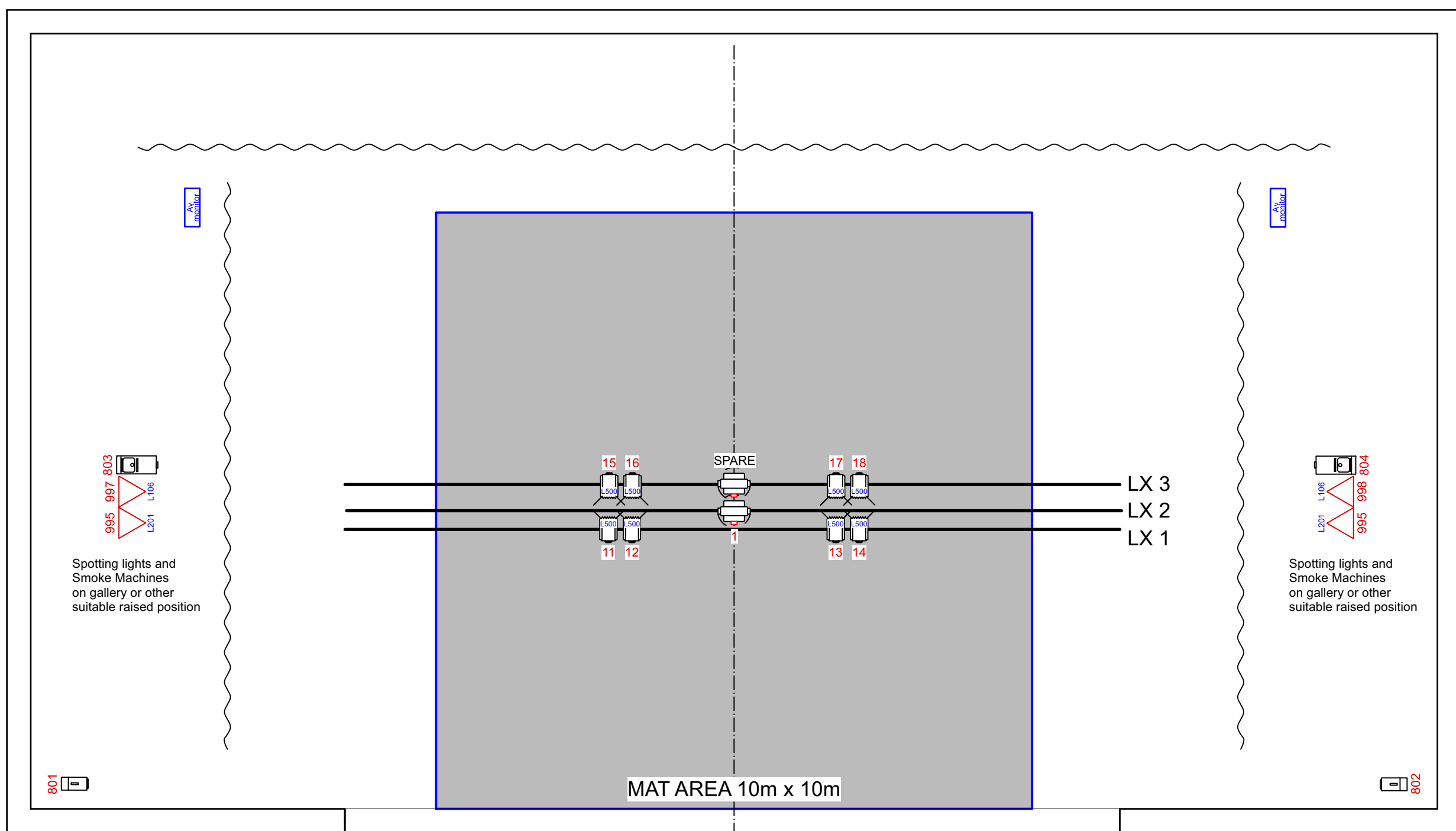
- Cast from our ensemble wherever possible
- Provide a finalised cast list as soon as practical
- Carefully prepare and rehearse all productions
- Inform clients of any changes as soon as we can

Ultimately we believe in providing the most true and authentic realisation of our creations each and every time they go on stage. This means being true to the spirit, the inner life and the heart of the piece rather than recreating the shell. Every Circa artist takes the stage owning and inhabiting their material, improvising and communicating their inner lives. This is at the heart of the Circa experience and it is why we focus our planning on bringing the best artists to you believing in and passionately presenting their own works, rather than simply presenting acts. In any given show, most of the music, acts and set-pieces will stay the same but to make them true and amazing, they must change and grow with the artists involved.



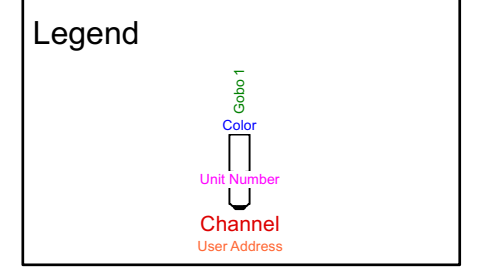
Artistic Director

Insert Light Plan

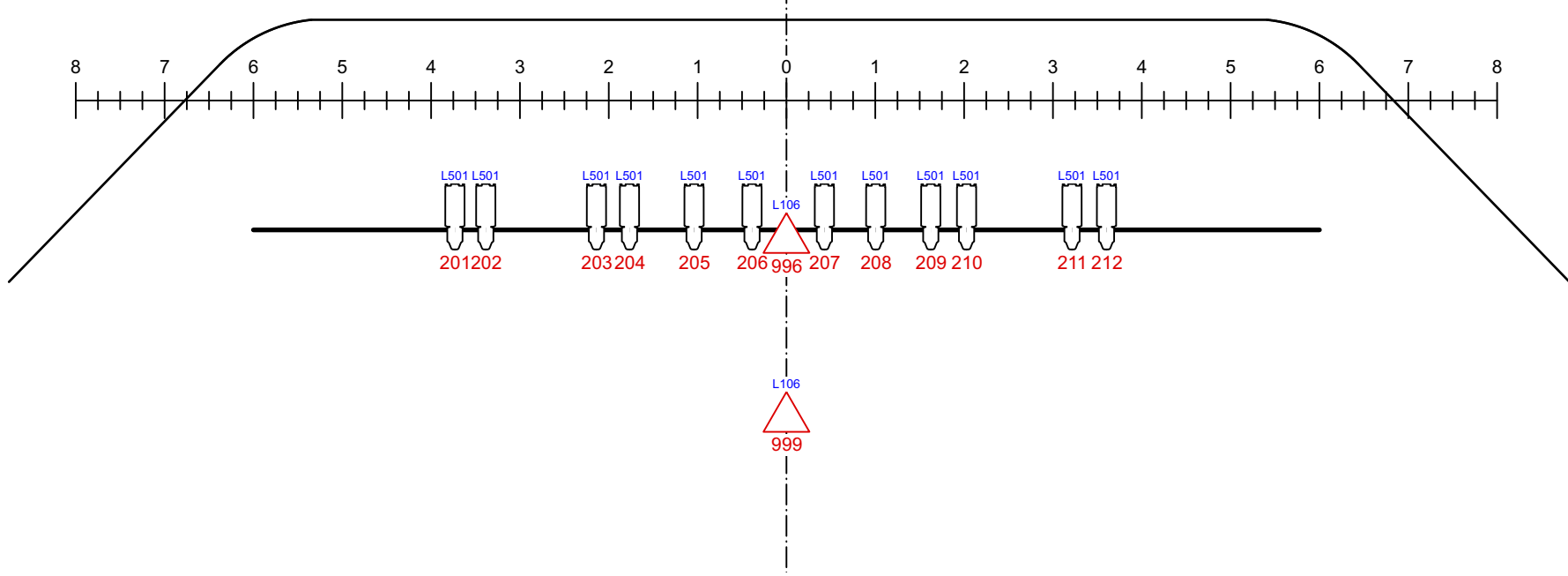


Key

	Ayrton Wildsun-K25	2
	Source-4 15°-30°	12
	2k Fresnel	8
	Spotter's Light	6
	Hazer	2
	Smoke Machine	2



- ### Notes:
- Allocated line for Wildsun position at 5m from downstage edge of mats
 - Selecon 2Ks as back up if Wildsun fails during show
 - Wildsun to sit centre of the mats. Lens @ +9000 from mats
 - Wildsun to rigged with power and data facing downstage and in 22 Channel Mode
 - Wildsun lighting bar may need to be guyed to stop the bar swaying.
 - Venue standard can remain rigged. Grid LX bars not in use
 - Venue FOH standard may be used for curtain call
 - Spotting lights Channels 995>998
 - Hazer position TBC
 - Border heights TBC



CIRCA
 Sacre
 v2
 Lighting Designer: Veronique Benett
 Touring Version
 1:75 @ A3